



LDK-275P-24, LDK-280P-24, LDK-285P-24



WHY LDK SOLAR MODULES

- Industry leading module power output warranty
- International quality, safety and performance certifications
- Modules manufactured in ISO 9001 certified factories
- High-reliability with guaranteed -0/+5 W positive power tolerance

WARRANTIES

- 10 years for product defects in materials & workmanship

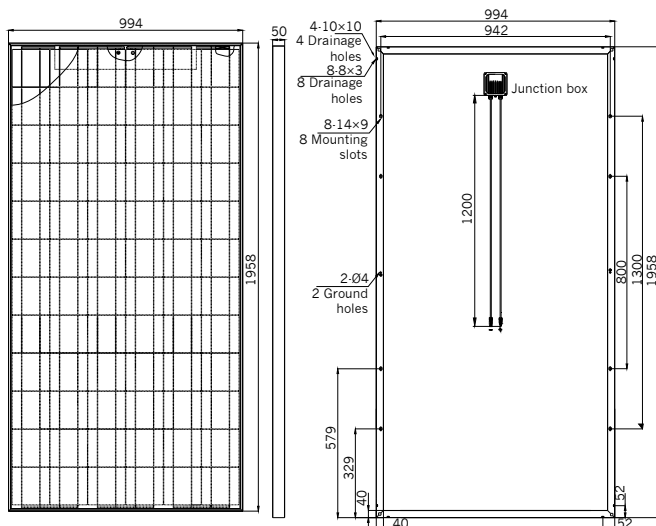
4-Step Power Warranty

- Up to 5 years a minimum of 94% Nominal Output
- Up to 11 years a minimum of 90% Nominal Output
- Up to 18 years a minimum of 85% Nominal Output
- Up to 25 years a minimum of 80% Nominal Output

CERTIFICATES

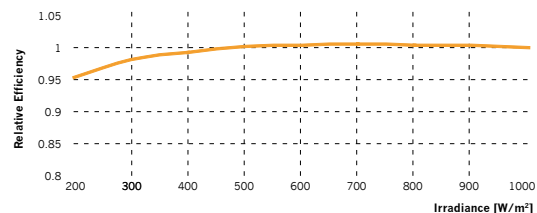
- IEC EN 61215, IEC EN 61730-1-2, CE Conformity
- UL 1703 2002/03/15 Ed:3 Rev:2008/04/08
- ULC/ORD-C1703-01 second edition 2001/01/01
- UL and Canadian standard for safety flat-plate
- CEC Listed: modules are eligible for California rebates
- MCS The Microgeneration Certification Scheme UK
- ISO 9001:2008 Quality Management System
- PV CYCLE: voluntary module take back and recycling program

DIMENSIONS



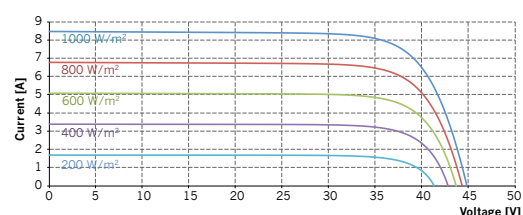
Tolerance of length and width dimensions is ± 2 mm

PERFORMANCE AT LOW IRRADIANCE



The typical relative change in module efficiency at an irradiance of 200W/m² in relation to 1000W/m² (both at 25°C and AM 1.5 spectrum) is less than 5%

I-V CURVE AT DIFFERENT IRRADIANCE LEVELS



Above graphics according to LDK-285P-24

MULTICRYSTALLINE MODULES

LDK-280P-24 Value Series



ELECTRIC CHARACTERISTICS (STC*)

TYPE	275P-24	280P-24	285P-24
Nominal Power (Pmax) [W]	275	280	285
Voltage at Pmax (Vmp) [V]	34.8	35.3	35.7
Current at Pmax (Imp) [A]	7.92	7.95	8.00
Open Circuit Voltage (Voc) [V]	44.3	44.6	44.8
Short Circuit Current (Isc) [A]	8.41	8.44	8.48
Tolerance on Nominal Power [W]	-0/+5	-0/+5	-0/+5
Maximum System Voltage	IEC EN: 1000 V / UL: 600 V		
Cell Efficiency [%]	15.69	15.98	16.27
Module Efficiency [%]	14.13	14.39	14.65

STC* (Standard Test Conditions): Irradiance 1000 W/m², Module Temperature 25 °C, Air Mass 1.5
Best in Class AAA solar simulator (IEC 60904-9) used, power measurement uncertainty is within +/-3%

ELECTRICAL PERFORMANCE AT NOCT

TYPE	275P-24	280P-24	285P-24
Power Output (Pmax) [W]	200	204	207
Voltage at Pmax (Vmp) [V]	31.6	32.1	32.4
Current at Pmax (Imp) [A]	6.34	6.36	6.40
Open Circuit Voltage (Voc) [V]	41.0	41.3	41.4
Short Circuit Current (Isc) [A]	6.81	6.83	6.87

NOCT: Irradiance 800 W/m², Module Temperature 45±2°C, Wind Speed 1 m/s
Best in Class AAA solar simulator (IEC 60904-9) used, power measurement uncertainty is within +/-3%

TEMPERATURE CHARACTERISTICS

TYPE	LDK-P-24 Series
NOCT**	45±2°C
Temperature Coefficient of Pmax	-0.45% / °C
Temperature Coefficient of Voc	-0.33% / °C
Temperature Coefficient of Isc	0.06% / °C
Maximum Series Fuse Rating	20 A
Operating Temperature	from -40 to +85 °C
Storage Temperature	from -40 to +60 °C

NOCT** (Nominal Operating Cell Temperature): Irradiance 800 W/m², Air 20 °C, Wind Speed 1 m/s

PACKING CONFIGURATION

TYPE	LDK-P-24 Series
Packing Configuration	20 pcs. / box
Quantity / Pallet	40 pcs. / pallet
Loading Capacity	440 pcs. / 40 ft (High Cube Container)

MECHANICAL CHARACTERISTICS

TYPE	LDK-P-24 Series
Solar Cells	72 (6x12) multicrystalline silicon solar cells 156 x 156 mm
Front Glass	4.0 mm thick, tempered glass / AR coating glass
Backsheet	TPT (Tedlar-PET-Tedlar) / BBF
Encapsulant	EVA (ethylene vinyl acetate)
Frame	Double-layer anodized aluminium alloy
Diodes	6 (3 x 2 in parallel) serviceable Bypass Diodes
Junction Box	IP65 rated
Connectors	MC4 or compatible connectors
Cables	Length: 1200 mm / Section: 4.0 mm ²
Dimensions	1958 x 994 x 50 mm / 77.09 x 39.13 x 1.97 in
Weight	28.3 kg / 62.4 lbs
Max. Load	Wind Load: 2400 Pa / Snow Load: 5400 Pa

LDK Solar reserves the right to make specifications changes without any prior notice.

Partner