









## Enjoy ISO FOTON's competitive advantages

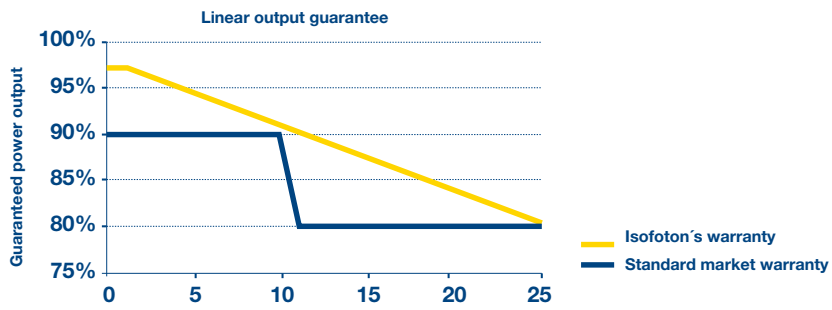
-  More than 30 years manufacturing cells and solar modules
-  International experience in project development: More than 300 EPC projects around the world
-  After sales service
-  Cutting edge technology and certified quality
-  Commitment to sustainable development

## Enjoy ISF modules' competitive advantages

-  Microstructured glass with greater capacity to absorb diffuse light, improving energy yield
-  Junction box with exclusive design that minimizes electricity loss
-  The lightest module in its category, thus easy to handle

## ISO FOTON's warranty

A 25 year linear power warranty, 7.5 % better than the standard market warranty and 10 year product warranty



- Microstructured Glass
- Monocrystalline silicon
- 54 cells of 156 mm
- Available in white, black and transparent backsheets
- Made in Europe

## Module certifications



## Company certifications




OVER 30 YEARS HARNESSING THE SUN FOR THE BENEFIT OF HUMAN KIND

## ELECTRICAL CHARACTERISTICS

Performance at STC: Irradiance, 1.000 W/m<sup>2</sup> ; cell temperature, 25° C (77° F); AM, 1.5

	ISF-205	ISF-210	ISF-215
Rated Power (Pmax)	205 W	210 W	215 W
Open Circuit Voltage (Voc)	33,2 V	33,5 V	33,8 V
Short-circuit Current (Isc)	8,33 A	8,38 A	8,47 A
Maximum power point Voltage (Vmax)	26,5 V	26,9 V	27,1 V
Maximum power point Current (Imax)	7,73 A	7,81 A	7,94 A
Efficiency	13,7%	14,0%	14,3%
Power tolerance (% Pmax)	+/- 3%	+/- 3%	+/- 3%

Performance at Irradiance 800 W/m<sup>2</sup>, NOCT, ambient temperature 20° C (68° F), AM 1.5; wind speed 1 m/s

	ISF-205	ISF-210	ISF-215
Maximum Power (Pmax)	147 W	150 W	154 W
Open Circuit Voltage (Voc)	30,1 V	30,3 V	30,6 V
Short-circuit Current (Isc)	6,64 A	6,68 A	6,82 A
Maximum power point Voltage (Vmax)	23,6 V	23,7 V	24,1 V
Maximum power point Current (Imax)	6,23 A	6,34 A	6,39 A

Efficiency reduction from 1.000 W/m <sup>2</sup> to 200 W/m <sup>2</sup>	5% (+/-3%)
--	------------

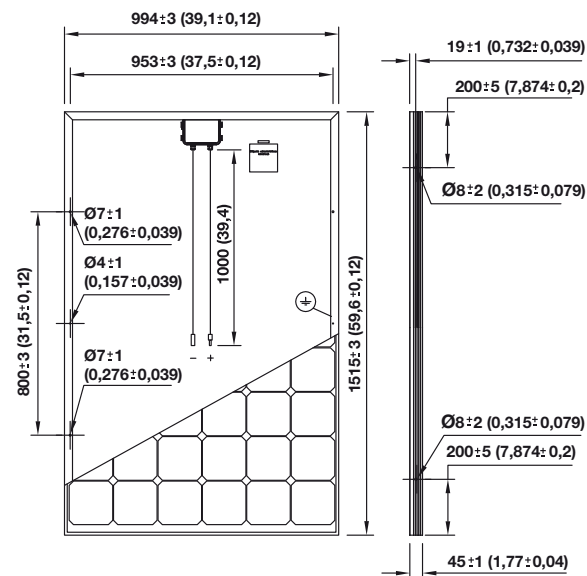
## OPERATIONAL CHARACTERISTICS

Maximum System Voltage	1.000 V
Reverse Current limit (Series Fuse Rating)	20 A
Nominal Operating Cell Temperature (NOCT)	45 +/- 2° C (113 +/- 4° F)
Temperature Coefficient of Pmax	-0,464%/K
Temperature Coefficient of Voc	-0,323%/K
Temperature Coefficient of Isc	0,042%/K

## MECHANICAL CHARACTERISTICS

Solar Cell	Monocrystalline Silicon - 156 mm x 156 mm (6 inches)
Number of cells	54 cells in 6x9 configuration
Dimensions	1515 x 994 x 45 mm
Weight	17,1 Kg
Glass	High transmittance, microstructured, tempered, 3,2 mm (EN-12150)
Frame	Anodized aluminum and grounded
Maximum mechanical load	5400 Pa
Junction Box	IP 65 with 3 bypass diodes
Cables, plug	Solar cable : 1 m long, 4 mm <sup>2</sup> section. MC4 or compatible plug

## DIMENSIONS



## PACKAGING

Modules per pallet  
**20**  
Packaging size (pallet+plastic corners)  
**1573 x 1055 x 1245 mm**  
Recyclable materials

