

SG-72TG1D

575-600W

N-type TOPCon Solar Double Glass Bifacial Module

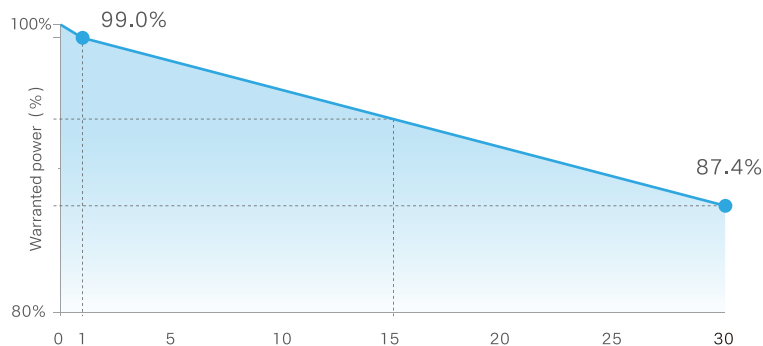
Maximum Efficiency 23.2%

Quality Certification

- IEC61215:2021 / IEC61730:2023
- IEC61701 / IEC62716 / IEC60068 / IEC62804
- ISO9001:2015: Quality Management System
- ISO14001:2015: Environment Management System
- ISO45001:2018: Occupational health and safety management systems



Product Warranty



15 Year

Warranty for Materials and Processing

30 Year

Warranty for Extra Linear Power Output

First Year Power Degradation <1%

Year 2-30 Power Degradation <0.4%

Product Performance



Higher Efficiency

Excellent MBB technology and leading process technology, conversion efficiency up to 23.2%



Superior Low Irradiation Performance

Higher power output in the morning and evening, cloudy days, haze and other low-light scenarios



Higher Bifacial Factor

The rear power output and generation capacity are 20% and 3.5% higher than P-type, respectively



Superior Temperature Coefficient

Generating 1%-2% more power than P-type modules in high temperature regions



Anti-PID Guarantee

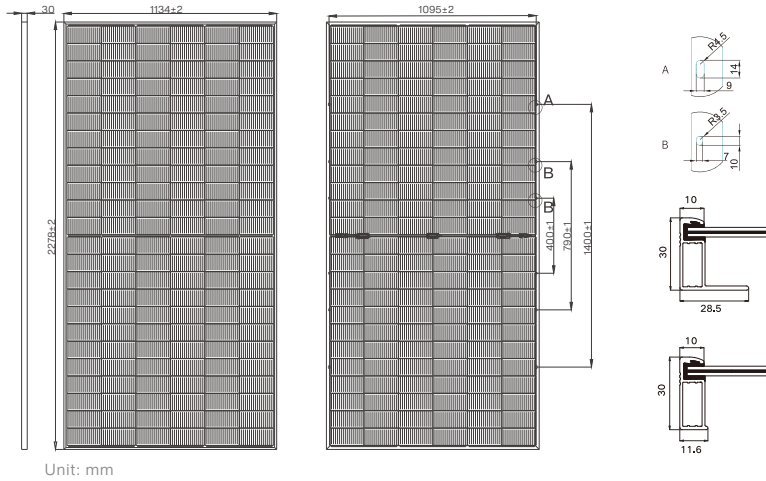
Minimizes the chance of degradation caused by PID phenomena through optimization of cell production technology and material control



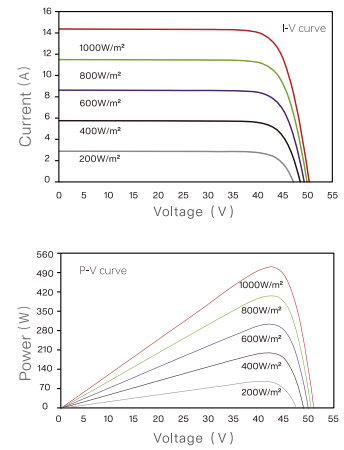
Superior Mechanical Load Capacity

Heavy snow load up to 5400 Pa
wind load up to 2400 Pa

Engineering Drawings



I-V and P-V Curves



Specifications (STC)

Maximum Power Pmax (W)	575	580	585	590	595	600
Voltage at Maximum Power (Vmp/V)	43.73	43.88	44.02	44.17	44.31	44.45
Current at Maximum Power (Imp/A)	13.15	13.22	13.29	13.36	13.43	13.50
Open Circuit Voltage (Voc/V)	52.30	52.50	52.70	52.90	53.10	53.30
Short Circuit Current (Isc/A)	13.89	13.95	14.01	14.07	14.13	14.19
Module Efficiency (%)	22.3	22.5	22.7	22.8	23.0	23.2
Power Tolerance	0~+3%		Maximum System Voltage		DC1500V	
Maximum Series Fuse Rating	30A		Operating Temperature		-40°C~+70°C	
Bifacial Factor	80±5%					

STC: Irradiance 1000W/m², Cell Temperature 25°C, AM=1.5

Specifications (BNPI)

Maximum Power Pmax (W)	632	638	643	649	654	660
Voltage at Maximum Power (Vmp/V)	43.73	43.88	44.02	44.17	44.31	44.45
Current at Maximum Power (Imp/A)	14.47	14.54	14.62	14.70	14.77	14.85
Open Circuit Voltage (Voc/V)	52.30	52.50	52.70	52.90	53.10	53.30
Short Circuit Current (Isc/A)	15.28	15.35	15.41	15.48	15.54	15.61

BNPI: Irradiance Front 1000W/m², Rear 135W/m², Cell Temperature 25°C, AM=1.5

Mechanical Characteristics

Cell Type	N- type mono-crystalline
Cell Orientation	144 (2 x 72)
Dimension	2278 x 1134 x 30mm
Weight	30.7kg
Glass	Dual glass, 2.0mm+2.0mm semi-tempered glass
Frame	Anodized aluminum alloy
Junction Box	IP68 rated
Output Cables	4mm², (+): 300mm, (-): 200mm or customized length
Connector Type	MC4-EVO2A/others
Mechanical Load	5400Pa (Front side) /2400Pa (Rear side)

Temperature Characteristics

Temperature Coefficients of Pmax	-0.29%/°C
Temperature Coefficients of Voc	-0.25%/°C
Temperature Coefficients of Isc	0.045%/°C

Packaging Configuration

Packing Detail	36 pcs/pallets, 72 pcs/stack, 720 pcs/ 40'HQ container
----------------	--